



# TESTING LABORATORY REPORT

TEST REPORT NO: NSW 1109-901493

REHAU PTY LIMITED  
UNIT 2 BUILDING 2 BESSEMER BUS. PA.  
13 B BESSEMER STREET  
BLACKTOWN, NSW 2148



**PRODUCTS**  
**TECHNOLOGY**  
**SERVICE**



SCHLEGEL PTY LIMITED  
ABN 27 000 419 876

# ACCREDITED LABORATORY

## NO. 1764



PAGE 1 OF 10

ISSUE DATE: 29/02/12

**TEST REPORT NO : NSW 1109-901493**

**ON BEHALF OF**

**REHAU PTY LIMITED  
UNIT 2 BUILDING 2 BESSEMER BUS. PA  
13 B BESSEMER STREET  
BLACKTOWN, NSW 2148**

**SAMPLE DETAIL**

**PVC FIXED LITE WINDOW ASSEMBLY  
MEASURING 1000mm (H) x 1000mm (W)**

**CONFIDENTIAL TO THE CLIENT AND SCHLEGEL PTY LIMITED**

The results and conclusions shown in this report are given in good faith and SCHLEGEL Pty. Ltd. Accepts no responsibility for any loss or damage occurring from the use of same. It should be noted the results contained in this report relate only to the specific individual sample tested.

This laboratory is accredited by the National Association of Testing Authorities, Australia. The tests reported herein have been performed in accordance with its terms of accreditation.

**NOTE:** A Laboratory Certificate or Report may not be reproduced except in full unless permission for the publication of an approved extract has been obtained in writing.

**LARRY FLEMING.**

**Authorised Signatory**



**SCHLEGEL PTY LIMITED**  
ABN 27 000 419 876

# EXPLANTORY NOTES



ACCREDITED FOR  
**TECHNICAL  
COMPETENCE**

REPORT # NSW 1109-901493

PAGE 2 OF 10

## TERMINOLOGY, EXPLANATION OF AUTHORITIES, REFERENCES ETC

This Test Report certifies the performance of a sample submitted to Schlegel Pty Ltd for testing within their N.A.T.A. accredited facility, # 1764, which was accredited by N.A.T.A. (National Association of Testing Authorities) on 29.07.83.

The facility referred to is the Schlegel Mobile Testing Laboratory, which is operated by N.A.T.A. approved Schlegel Technicians, and is located either at the Schlegel Headquarters, 44-48 Riverside Road, CHIPPING NORTON, N.S.W. 2170, or at any location in Australia or overseas.

N.A.T.A. the National Association of Testing Authorities has its headquarters at 7 Leeds Street, RHODES, and N.S.W. 2138. The Association was formed in 1947 to govern testing laboratory standards of practice within Australia and to maintain the integrity of test reporting issued by members.

The Schlegel Mobile Testing Laboratory has been accredited for specific testing within the field of Mechanical Testing.

Tests carried out may be as stated or, as is generally the case in conformity to specific standards.

The majority of Standards utilised by Schlegel Mobile Laboratories are AS 2047 –1999 “Windows in Buildings”. AS 4420.1-6 Windows – Methods of Test.

All Australian Standards are as laid down by the S.A.A. (Standards Association of Australia) which maintains its Headquarters at, Level 10, 20 Bridge Street, Sydney, and N.S.W. 2000.

Test results reported herein are only those carried out by personnel and with equipment approved by N.A.T.A. and do not include tests carried out with any other equipment which may be utilised by Schlegel from time to time in their role as a specialist manufacturer of Weatherseal.

The ‘Approved’ or “Authorised Signatory” is the Schlegel employee approved by N.A.T.A. as a signatory of endorsed test results.

## TESTING CAPABILITY

The Testing capacity of the Schlegel Mobile Testing Laboratory is as follows: -

Maximum Size - 3600mm wide x 2200mm high (mounted sample)  
Maximum Pressure - 4000 pascals average (dependant on sample)  
Standard Tests - As per AS2047 –1999. Deflection, Operating Force, Air Infiltration, Water Penetration & Ultimate Strength.



# TEST REPORT

REPORT # NSW 1109-901493  
PAGE 3 OF 10

**DATE OF TEST:** 03/03/11  
**LOCATION:** CHIPPING NORTON  
**CLIENT:** REHAU  
**DESCRIPTION OF SAMPLE:** PVC FIXED LITE WINDOW ASSEMBLY  
**DRAWING NUMBER /ISSUE:** DWG No REH 0102/03 – 14/03/2011  
Copies of the above drawing are attached to, and form part of this report. The drawings are endorsed by the Client as regards the accuracy of representation of the details in relation to the sample submitted for test.

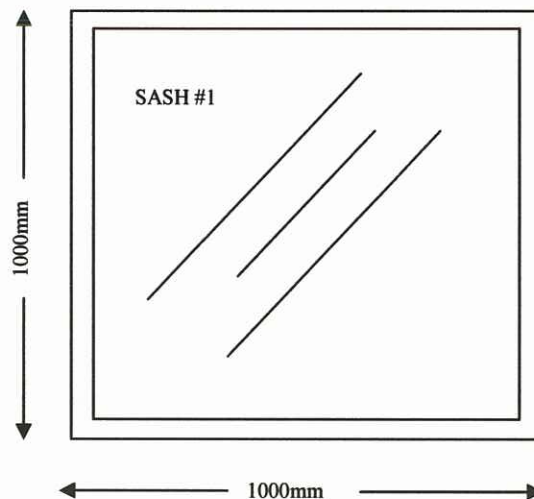
**NOMINAL DIMENSIONS:** 1000mm (H) x 1000mm (W)

**GLAZING DETAIL:** 6.38mm/17mm/6.38mm IGU

**WEATHERSEAL DETAIL:**


**SCHEMATIC OUTLINE AND  
ARRANGEMENT  
(VIEW OF INDOOR FACE)**

**TEST IN  
POSITIVE  
PRESSURE**



**STANDARDS DETAIL:** REFER AS 2047-1999  
(When Applicable) REFER AS 4420.1 – 6 –1996

**NOTE:** A Laboratory Certificate or Report may not be reproduced except in full unless permission for the publication of an approved extract has been obtained in writing.

  
**LARRY FLEMING**  
Authorised Signatory



SCHLEGEL PTY LIMITED  
ABN 27 000 419 876

# TEST REPORT



ACCREDITED FOR  
TECHNICAL  
COMPETENCE

## METHODS OF TEST

REPORT # NSW 1109-901493  
PAGE 4 OF 10

### WINDOWS IN GENERAL

(RELATING TO TESTING COVERED BY THE ABOVE REFERENCE REPORT)

NOTE: "POSITIVE PRESSURES": WIND LOAD: OUTDOOR TOWARDS INDOOR.  
"NEGATIVE PRESSURES : WIND DRAG : INDOOR TOWARDS OUTDOOR

STANDARDS REFERENCE TESTS (WHICH SHALL BE CARRIED OUT IN SPECIFIC ORDER -  
REFER STANDARD AS4420.0

#### AS 4420.1

##### 1. OPERATE & PRE - LOADING:

The test sample shall be operable, i.e. 5 cycles of opening, closing and locking prior to testing. An initial pressure equivalent to 50% of either the positive or negative test pressure shall be applied and held for 1 min.

#### AS 4420.4

4. AIR INFILTRATION: Operation and pre-loading as described in As 4420.1. The face of the test sample shall then be sealed airtight by covering it with an impervious film. If this is not practicable, all joints, weep-holes, and glazing or sealant lines of the test sample shall be sealed with impervious adhesive tape. Positive and negative test pressures shall then be applied and the base air infiltration rates through the test apparatus shall be determined by air-flow meter. The sealing tape or film shall be removed from the test sample and the air infiltration rates determined. The air infiltration through the test sample shall be the difference between the base and total readings.

#### AS 4420.2

2. DEFLECTION: Differential pressures in the same direction shall then be applied across the test sample in not less than 4 approximately equal increments until the test pressure is reached. The pressure shall be held for at least 1 min at each pressure increment, and the readings of the displacement measuring devices recorded. The differential pressure shall be removed and after 2 min the zero displacement readings shall be taken. The process is then repeated using the opposite loading. The nett midspan is calculated to result in a ratio which is referred to a table of maximum allowable deflection ratios. This test is required in both Positive and Negative modes. Observations are recorded detailing any damage, distortion etc.

#### AS 4420.5

5. WATER PENETRATION: The test sample shall be subjected to water sprayed uniformly and continuously over the exterior face of the test sample at a rate of not less than .051 / sq. m / sec. At the start of the test, the water sprays shall operate for 5 min with zero air pressure differential on the test sample. The test pressure shall be applied and maintained for 15 min with the water sprays still operating. The pressure and water sprays shall then be removed. Any water appearing on the inside surfaces of the test sample, and its source, shall be noted and recorded.

#### AS 4420.3

3. OPERATING FORCE: With the window closed, but unlocked an operating force shall be applied, without shock, in the plane and direction of the sash operation. For both directions of sash travel, the following forces shall be noted and recorded:

- That capable of setting the sash in motion.
- That capable of maintaining the motion after the sash frame is clear of the perimeter frame of the sample.

Each sliding sash of the test sample shall be tested separately. For horizontally sliding sashes, the force shall be applied either at the position of a fixed handle, or at 1/3 of the height of the pull stile above the sill for continuous or adjustable hand grips. For vertically sliding sashes, the forces shall be applied at the sash pulls or at the mid point of the bottom rail, or at a position nominated by the manufacturer.

#### AS 4420.6

6. ULTIMATE STRENGTH: The test sample shall be subjected to a smoothly increasing differential pressure up to the test pressure determined in AS 2047 -1999, conducted in both positive and negative directions. The time taken to reach the structural test pressure shall be approximately 1 min. Test pressure shall be maintained on the test sample for a period of 10 sec. If the sponsor requires incremental tests, each increment shall represent a separate test requiring 10-sec. duration. At the conclusion of the test beat each loading, the test sample shall be inspected and any signs of damage or collapse of the test sample noted and recorded.

'Collapse' shall be as defined in AS 2047 - 1999.

**THIS APPENDIX WAS PREPARED AND INCLUDED AS A REFERENCE SUMMARY ONLY AND IS NOT TO BE REGARDED AS ANY FORM OF REPLACEMENT OF THE RELEVANT STANDARDS.**



**SCHLEGEL PTY LIMITED**  
 ABN 27 000 419 876

# TEST REPORT



ACCREDITED FOR  
**TECHNICAL  
 COMPETENCE**

## SUMMARY OF TEST RESULTS

REPORT # NSW 1109-901493  
 PAGE 5 OF 10

SEQUENCE OF TESTING	TEST	REQUIRED RESULT	ACHIEVED RESULT	PASS / FAIL COMMENT	REFER PAGE NO.
1	AIR INFILTRATION (POSITIVE)	1.0 litres / sec m <sup>2</sup> @ 75 Pascals	0.11 litres/sec m <sup>2</sup> @ 75 Pascals	PASS	6
2	AIR INFILTRATION (NEGATIVE)	1.0 litres / sec m <sup>2</sup> @ 75 Pascals	0.11 litres/sec m <sup>2</sup> @ 75 Pascals	PASS	6
3	WATER PENETRATION	15 Minutes 600 Pascals	15 Minutes 600 Pascals	PASS	7
4	ULTIMATE (POSITIVE)	4500 Pascals	4500 Pascals	PASS	8
5	ULTIMATE (NEGATIVE)	4500 Pascals	4500 Pascals	PASS	8
<b>M.T.L. TEST #</b>	<b>DRAWING #</b>	<b>DATE DRAWN</b>	<b>DRAWN BY</b>	<b>NO. OF PAGES</b>	
AMTL 1542	REH 0102/3	14/03/11	M. TONG	2	

**THE SAMPLE TESTED IS THEREFORE SUITABLE FOR:**

3000 PASCAL DESIGN RATING  
 600 PASCAL WATER PENETRATION RATING  
 AIRCONDITIONED APPLICATIONS  
 HOUSING RATING – N6 /C4  
 REFER AS 2047–1999 REFER AS 4420.0-6 -1996

: THE RESULT STATED IS RELEVANT TO THE MEMBER RECORDING THE GREATEST DEFLECTION.  
 :: THE RESULT STATED IS RELATIVE TO THE SASH OFFERING THE GREATEST RESISITANCE TO THE FORCE APPLIED.

**NOTE:** A Laboratory Certificate or Report may not be reproduced except in full unless permission for the publication of an approved extract has been obtained in writing.

**LARRY FLEMING**  
 Authorised Signatory





**SCHLEGEL PTY LIMITED**  
 ABN 27 000 419 876

# TEST REPORT



ACCREDITED FOR  
**TECHNICAL  
 COMPETENCE**

## AIR INFILTRATION TEST

REPORT # NSW 1109-901493  
 PAGE 6 OF 10  
 M.T.L. REGISTER: AMTL 1542

AS 2047 – 1999

AS4420.4 - 1996

### 5.2.1.5 Air Infiltration Test

Windows for housing shall be subjected to the air infiltration test in accordance with AS4420.4 and under either of the test pressures specified in Table 2.3. The air infiltration shall not exceed the amount given in Table 2.3.

#### Notes

The air infiltration shall not exceed

[A] 5 litres / sec m<sup>2</sup> @ 75 Pa and 8 litres / sec m<sup>2</sup> @ 150 Pa for non- – air-conditioned buildings.

[B] 1 litres / sec m<sup>2</sup> @ 75 Pa and 1.6 litres / sec m<sup>2</sup> @ 150 Pa for air-conditioned buildings.

[C] 20 litres / sec m<sup>2</sup> @ 75 Pa and 32 litres / sec m<sup>2</sup> @ 150 Pa for louvre windows.

#### Other:

#### Note:

#### TEST CONDITIONS

#### THE LEAKAGE FLOW RATE AS

DRY BULB TEMPERATURE : 25.00 Deg. C

CALCULATED IS THAT WOULD BE

WET BULB TEMPERATURE : 20.00 Deg. C

EXPECTED FOR AIR DENSITY 1.266Kg/m<sup>3</sup>

RELATIVE HUMIDITY : 61%

CORRESPONDING, APPROXIMATELY, TO

BAROMETER READING : 1012 M bar

15<sup>o</sup>C AND 1013 MILLIBARS.

SAMPLE AREA ( As 1.000 M Height x 1.000 M Width (metres)

= 1.000m<sup>2</sup>

RESULTS	INWARDS PRESSURE (POSITIVE)		OUTWARDS PRESSURE *(NEGATIVE)
BASE LEAKAGE	2.267	$Q_B = k \sqrt{P_B}$ litres / sec	2.267
GROSS LEAKAGE	2.38	$Q_G = k \sqrt{P_G}$ litres / sec	2.38
NETT LEAKAGE	0.11	$Q_S = Q_G - Q_B$ litres / sec	0.11
RATE OF INFILTRATION	0.11	$\frac{Q_S}{A_S}$ (litres / sec m <sup>2</sup> )	0.11

\*Samples only for air-conditioned buildings

COMMENT: SAMPLE SUITABLE FOR AIRCONDITIONED APPLICATIONS

NOTE: A Laboratory Certificate or Report may not be reproduced except in full unless permission for the publication of an approved extract has been obtained in writing.

  
**LARRY FLEMING.**  
 Authorised Signatory



**SCHLEGEL PTY LIMITED**  
 ABN 27 000 419 876

# TEST REPORT



ACCREDITED FOR  
**TECHNICAL  
 COMPETENCE**

## WATER PENETRATION RESISTANCE TEST

REPORT # NSW 1109-901493  
 PAGE 7 OF 10  
 M.T.L. REGISTER: AMTL 1542

AS 2047 – 1999

AS4420.4 - 1996

### 2.3.1.6 Water Penetration Resistance test

Windows for housing shall be subjected to the water penetration resistance test in accordance with Table 2.4. During and at the completion of the test there shall be no penetration of uncontrolled water beyond a plane extending parallel and flush with the interior face of the window frame. This plane is meant to signify the inner most extent of the window frame and water, with the exception of that defined in the notes below, that has passed this point is no longer controlled by the product and is likely to cause damage to property or concern to occupants.

Uncontrolled water is defined as –

- 'A' Water that is not contained in a purpose built containing drainage area; or
- 'B' Water that is likely to wet insulation, fixtures and finishes, reveal linings or window furnishings beyond the window frame.

#### Notes:

1. Window sill tracks and thresholds, which are part of a drainage system that allows water to flow to the outside of the product at cessation of the test, are regarded as purpose built drainage areas.
2. Minor splashing due to air infiltration during change of pressure is not deemed a failure.
3. Water appearing upon the interior face of the window that is, or is likely to be, contained within a purpose built drainage area is not deemed a failure providing it is droplets or intermittent flow. Constant streams would be regarded as a failure.
4. At the completion of the test, water that lies on transoms, rails, sills etc., with the exception of minor splashing (see Note 2), that has no method of escape to the outside of the product via the drainage system will have deemed to fail the test.

**SAMPLE AREA** As 1.000 Height x 1.000 Width (metres)  
 = 1.000 m<sup>2</sup>

**WATER FLOW RATE REQUIRED** – 0.05 x L / m<sup>2</sup>. sec

**TOTAL WATER FLOW REQUIRED** – 0.05 x Sample Area  
 = 0.05 x 1.000m<sup>2</sup>  
 = 0.05 L / m<sup>2</sup>. sec

**AIR PRESSURE (POSITIVE) APPLIED** – 150 Pascals minimum

**DURATION OF TEST** – 15 MINUTES

**STANDARDS AS4420.5 PROCEDURE 6.2 REQUIRE 15 MINUTES**



**SAMPLE VIEWED FROM INDOOR FACE**

#### RESULT :

**PASSED @ 600 PASCALS**

Nil water ingress beyond the interior face of the sample for the duration of the test. Note: Sample achieved 300 Pa for 15 minutes prior to achieving 600Pa water penetration test result.

**NOTE:** A Laboratory Certificate or Report may not be reproduced except in full unless permission for the publication of an approved extract has been obtained in writing.

**LARRY FLEMING.**  
 Authorised Signatory





**SCHLEGEL PTY LIMITED**  
 ABN 27 000 419 876

# TEST REPORT



## ULTIMATE STRENGTH TEST

REPORT # NSW 1109-901493  
 PAGE 8 OF 10  
 M.T.L. REGISTER: AMTL 1542

AS 2047 – 1999

AS4420.6 - 1996

### 2.3.1.7 Ultimate Strength

Windows for housing shall not collapse when subjected to the ultimate strength test in accordance with AS4420.6. 'Collapse' shall mean any one, or any combination, of the following:

- (A) Dislodgment of any glass.
- (B) Dislodgment of a frame or any part of a frame.
- (C) Removal of a light, either with or without its framing sash, from a frame
- (D) Loss of a support frame, such as when it is unstable in its opening in the building structure.
- (E) Failure of any sash, locking device, fastener or supporting stay, allowing an opening light to open.

The test pressure shall not be less than the value given in Table 2.5.



**SAMPLE VIEWED FROM INDOOR FACE**

**RESULT :**

**PASSED @ 4500 PASCALS**

**DESIGN RATING:**

**3000 PASCALS**

**NON COLLAPSE:**

**N/A**

**POSITIVE PRESSURE:**

**4500 PASCALS**


**NEGATIVE PRESSURE:**

**4500 PASCALS**

**COLLAPSE**

**NIL**

**NOTE:** A Laboratory Certificate or Report may not be reproduced except in full unless permission for the publication of an approved extract has been obtained in writing.

  
**LARRY FLEMING**  
 Authorised Signatory

CAD

Projector  
Feeler gauge

Slide  
Measuring microscope

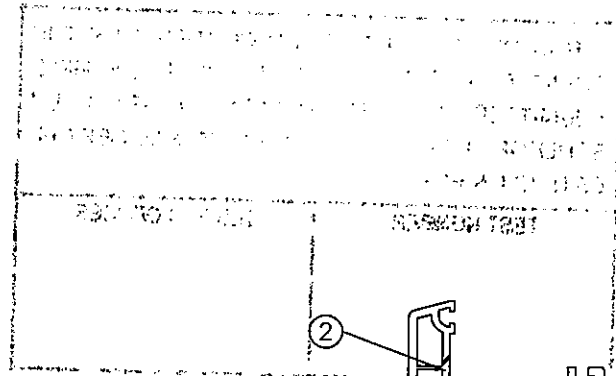
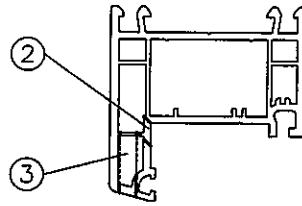
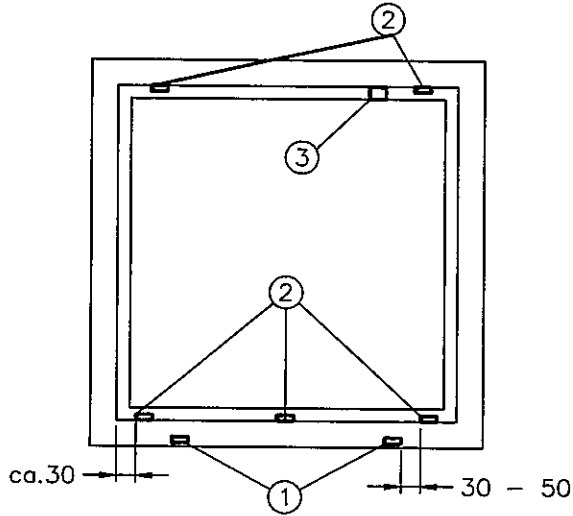
ISO 128

AA

LA  
KA

TLE  
TLV

This document may not be passed on to third parties or copied, nor may its contents be made use of or disclosed  
 unless permission has been clearly given. Circumvention of the above conditions will constitute liability for damages.  
 All patent rights to apply for utility patents are reserved.



				Tolerances for linear dimensions and geometrical tolerances:		Art.No.	
				DIN 16941- 3A		-	
Year		2011	Date	Name	Tel. Nr.	Cust.Drwg.No.	
Drawn		14/03	M.Tong	syd548	WK:		
Process Engineering		Checked				Projector	
Technical Application		Checked				K	SR
M		FIXED WINDOW - DRAINAGE AND VENTILATION HOLES				Material	
						Shore-A	
No.		Revision				Drawing No.	
						REH-0102	
						A4	

**REHAU**

CAD

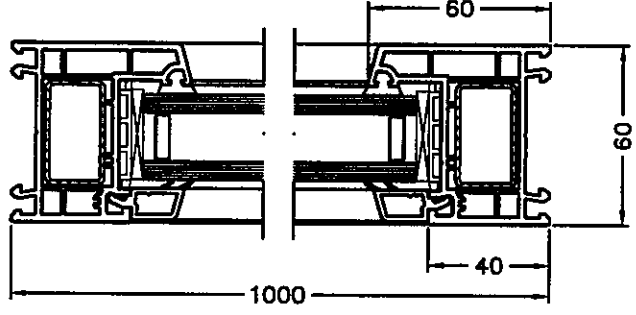
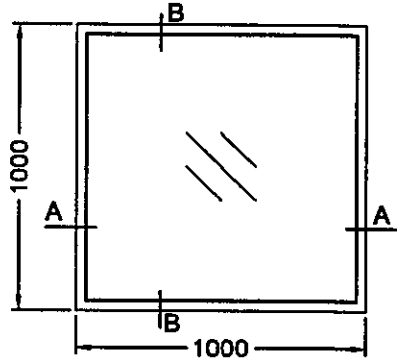
Projector  
Feeler gauge

Side  
Measuring microscope

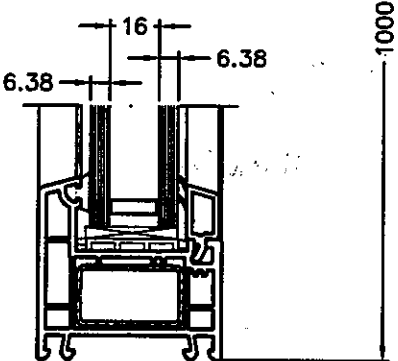
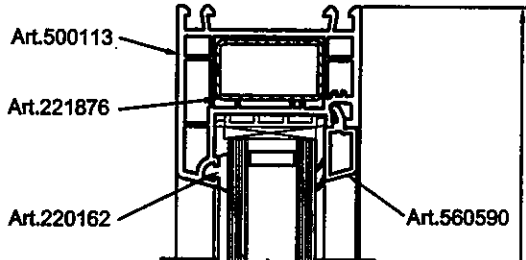
ISO 128

LA KA AA  
TLE TLV

This document may not be passed on to third parties or copied, nor may its contents be made use of or disclosed unless permission has been obtained from the copyright holder. The copyright holder shall be liable for damages. All patent rights in force for utility patents are reserved.



A - A



B - B

Note: The glazing beads were sealed with clear neutral cure silicone across the bottom bead and 100 mm up each side.

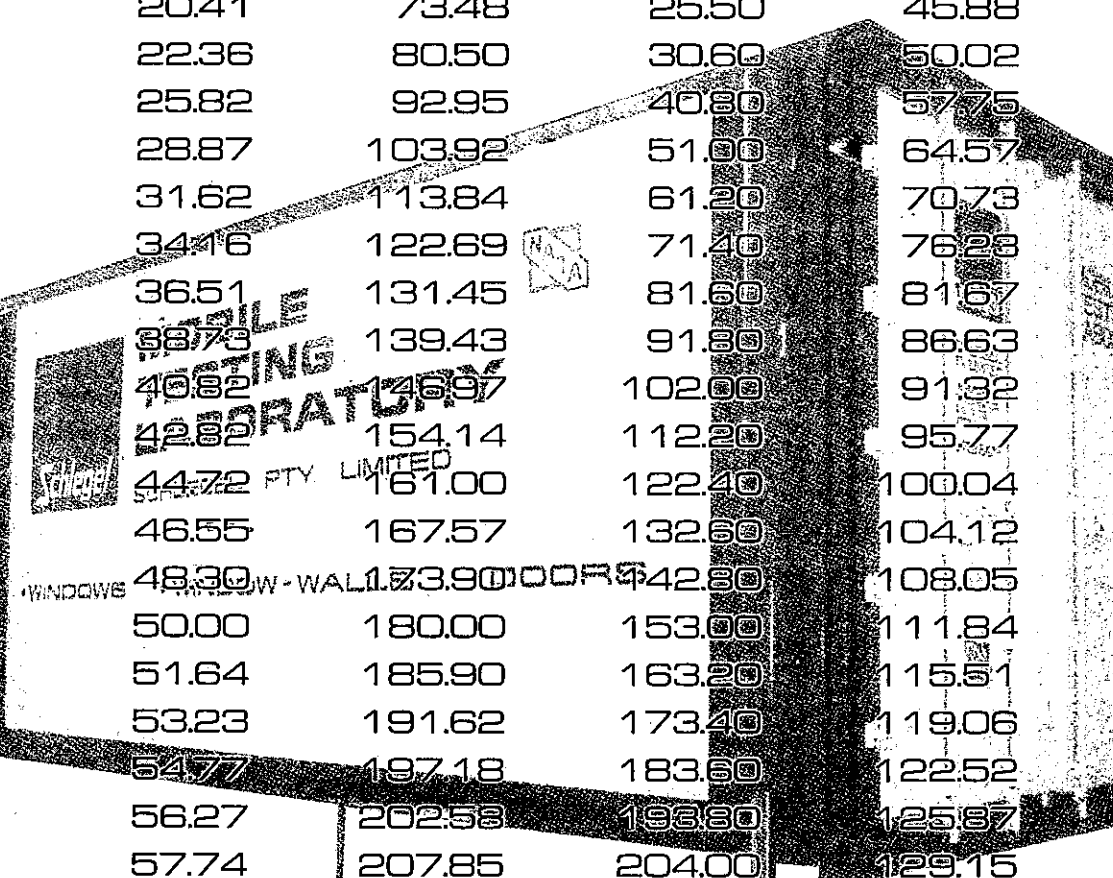
Tolerances for linear dimensions and geometrical tolerances:				Art.No.		
DIN 16941- 3A				-		
Year	2011	Date	Name	Tel. Nr.	Cust.Drwg.No.	
Drawn	14/03	M.Tong	syd548	WK:		
Process Engineering	Checked			Projector	<b>REHAU</b>	
Technical Application	Checked			K SR		
M	FIXED WINDOW - DETAIL DRAWING				Material	
				Shore-A		
				Drawing No.	A4	
				REH-0103		
No.	Revision					



# SCHLEGEL™ Pressure Conversion Chart



Pascals	m/sec.	Km/hr	mmH <sub>2</sub> O	MPH	Psf
75	11.18	40.25	7.65	25.01	1.56
100	12.91	46.48	10.20	28.88	2.08
150	15.81	56.92	15.30	35.36	3.13
200	18.26	65.73	20.40	40.84	4.17
250	20.41	73.48	25.50	45.88	5.22
300	22.36	80.50	30.60	50.02	6.26
400	25.82	92.95	40.80	57.75	8.35
500	28.87	103.92	51.00	64.57	10.44
600	31.62	113.84	61.20	70.73	12.53
700	34.16	122.69	71.40	76.23	14.62
800	36.51	131.45	81.60	81.67	16.71
900	38.73	139.43	91.80	86.63	18.80
1000	40.82	146.97	102.00	91.32	20.89
1100	42.82	154.14	112.20	95.77	22.97
1200	44.72	161.00	122.40	100.04	25.06
1300	46.55	167.57	132.60	104.12	27.15
1400	48.30	173.90	142.80	108.05	29.24
1500	50.00	180.00	153.00	111.84	31.33
1600	51.64	185.90	163.20	115.51	33.42
1700	53.23	191.62	173.40	119.06	35.51
1800	54.77	197.18	183.60	122.52	37.60
1900	56.27	202.58	193.80	125.87	39.69
2000	57.74	207.85	204.00	129.15	41.78
2100	59.16	212.98	214.20	132.33	43.86
2200	60.55	218.00	224.40	135.45	45.95
2300	61.91	222.90	234.60	138.50	48.04
2400	63.25	227.68	244.80	141.47	50.13
2500	64.55	232.38	255.00	144.39	52.22
3000	70.71	254.56	306.00	158.17	62.67
4000	81.65	293.94	408.00	182.64	83.56
5000	91.29	328.63	510.00	204.20	104.45
6000	100.00	360.00	612.00	223.69	125.34



## SCHLEGEL PTY. LIMITED

ACN 000 419 876

**HEAD OFFICE:** 44-48 Riverside Road Chipping Norton NSW 2170 Phone: (02) 9755 2288 Fax: (02) 9755 1493

**Interstate Offices, New Zealand & Singapore:**

**Victoria:** Phone: (03) 9894 2713 Fax: (03) 9894 2729

**Queensland:** Phone: (07) 5588 0417 Fax: (07) 5588 0430

**South Australia:** (Agent): Phone: (08) 8212 1700 Fax: (08) 8231 1643

**Western Australia:** Phone: (09) 443 4414 Fax: (09) 443 4413

**New Zealand:** 310 - 316 Rosebank Road Avondale Auckland Phone: 820 0006 Fax: 820 2801

**Singapore:** SCHLEGEL PTY. LIMITED No 1 Marine Parade Central #04 - 04 Parkway Builder's Centre 1544

Phone: (65) 344 9288 Fax: (65) 344 8333

